
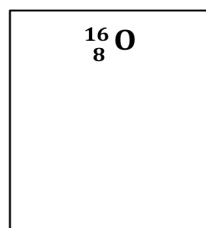
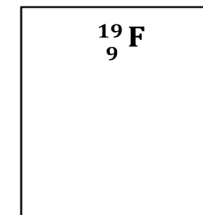
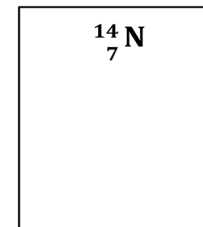


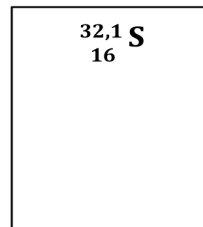
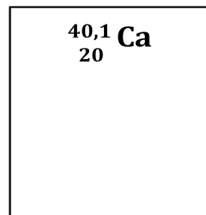
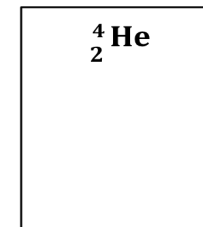
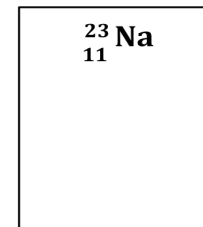
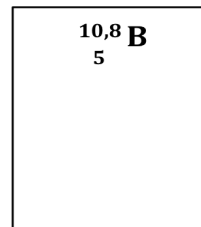
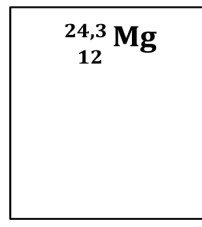
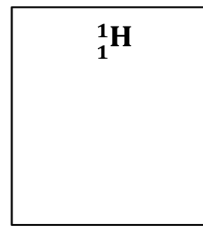

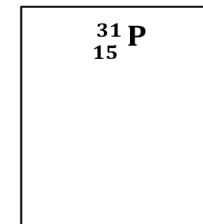
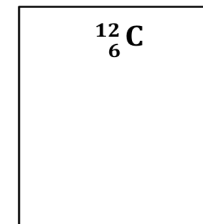
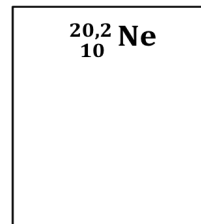


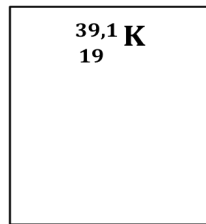


### Arbeitsauftrag:

1. Zeichne zu den folgenden Elementen das Bohr-Modell in die Kästchen.
2. Schneide dann alle Kärtchen aus.
3. Sortiere die Kärtchen: wo findest du Gemeinsamkeiten, wo Unterschiede?
4. Sortiere die Kärtchen dann in das Periodensystem ein. Wenn du sicher bist, dass du alles richtig hast, klebe die Kärtchen auf.



# Das Periodensystem der Elemente
